






Frammus

- Hook:** Heavy Wire Wet fly Hook #14 - #2
- Thread:** 6/0 black or red
- Body:** Chenille (bright color)
- Wing:** Glo Bug Yarn (color to compliment body)
- Rib:** Mylar Tinsel #14 (gold/silver) (optional)

Tying Instructions

1. Attach the tying thread on the rear half of the hook and prepare a piece of chenille so that the material has been stripped from the core. Tie in the core thread at the hook bend.
2. Wind the thread forward to a point about 2 hook eye widths back from the front of the hook shank. Wrap the chenille forward in touching wraps to this point. Tie off and trim the chenille.
3. Take a skein of Glo Bug Yarn about 2" long and divide it into four equal parts.
4. Tie the glo bug yarn on to the top of the hook shank just in front of the chenille tie off point. Tie in the yarn in the middle of the piece of yarn.
5. Fold the yarn over to form a wing that has been locked in by the thread.
6. Form a neat head with the tying thread and whip finish. Trim the thread.
7. Pull the yarn wing back and trim it even with the bend of the hook.



Red or a bright contrasting thread can make this fly look better to the fish.

Preparing the chenille will eliminate the "bump" that can form when tying in a bulky material. For a thicker body tie in at the front of the body and bind the chenille down the entire hook shank length.

Some people add a silver tinsel rib to this pattern. It is optional, but makes for a nice looking fly.

Remember to keep the wing sparse because it will be double the width of the piece you tie in.

Folding over the yarn wing makes it almost impossible for the wing to pull out.

This pattern can be tied in a variety of fish catching colors. Cheese & peach is a good combination, white, orange, c chartruese and pink in any combination can also be effective.

The nice short wing makes this fly foul-free and adds just enough motion to the fly to attract a hungry steelhead.



Fly tied by Stephen May
For more information contact
Grand River Troutfitters
(519) 787-4359
www.grandrivertroutfitters.com