




Ultra Clouser Minnow


- Hook:** Standard Streamer Hook # 10 - #2
Thread: Clear Monofilament (Fine)
Eyes: Painted Hour Glass Eyes
Wing 1: White Synthetic or Bucktail
Flash: Pearl Krystal Flash
Wing 2: Contrasting Synthetic or Bucktail

Tying Instructions


1. Secure the eyes on the top of the hook shank back about 2 hook eye widths from the front of the fly. To secure the eyes using several cross wraps of thread and then figure eight wraps followed by a few wraps around the eyes to tighten the thread.
2. Tie in the lower wing material (fly will ride hook point up). Folding in synthetic material or tying in a natural wing material with several secure wraps of thread.
3. Take the thread just behind the eyes and wrap to secure the lower wing just behind the eyes.
4. Turn the hook over in the vice and then fold in the flash material.
5. On top of the flash material secure the upper wing material. Keep it sparse.
6. Tie off and trim the thread. Then comb out synthetic materials and trim the fly into a wedge shape. Be careful not to cut the flash material.
7. This pattern can be tied in a variety of sizes and colors to imitate local baitfish or in bright colors to attract the eye of hungry fish.




Painted eyes add to the effectiveness of this pattern.



Tight cross wraps and then figure 8 wraps and a bit of super glue will make sure the eyes are secure.



When using synthetic materials, folding them into place makes for a much more durable fly.



Leave the flash a bit long to imitate the tail of a small baitfish.



A darker contrasting color makes for a more natural minnow imitation. In this case olive was used, but chartreuse, tan, grey and blue are other good options.



Notice that the fly is kept sparse and translucent, just like a small fish.



Trimming the fibers into a tapered shape makes for a more natural bait-fish taper. NOTE: bucktail fibres should not need trimming natural taper is present. just make sure not too long



Fly tied by Stephen May
For more information contact
Grand River Troutfitters
(519) 787-4359
www.grandrivertroutfitters.com