




# Ultra Caddis Emerger

**Hook:** Larvae Hook #12- #18  
**Thread:** 6/0 Black or Olive  
**Body:** Ultra Wire Olive  
**Wing:** Grey Poly Yarn  
**Head:** Peacock Herl

## Tying Instructions

1. Attach thread and tie in the wire about two hook eye widths back from the eye of the hook.
2. Wrap the thread down the hook shank around the bend of the hook and then bring the thread back to the tie in point.
3. Wrap the wire up the hook shank in touching wraps to complete the body of the fly.
4. Tie in a wing of poly yarn so it extends in front of the hook eye and back over the body of the fly.
5. Fold the wing of poly yarn so both pieces lay back over the body. Secure the base of the poly yarn with several wraps of thread. This wing should be trimmed short so it does not extend to the back of the hook bend.
6. Take two strands of peacock herl and tie them on just in front of the wing. Make a loop of thread and twist the herl with this thread loop to make a peacock herl "rope"
7. Wrap a head of peacock herl. Tie off and trim the thread.



Ultra Wire is available in many buggy colors. it can add weight without bulk to a fly pattern.

Wrapping the wire down the length of the hook shank makes for a smoother body.

The poly yarn adds an air bubble effect to this emerger pattern. it is not meant to float the fly. You can also substitute CDC for the poly yarn.

The wood duck fibers add a either legs or antennae to the fly. i don't know what the fish think they are, but this material does seem to increase the effectiveness of this fly.

Twisting the peacock herl with thread strengthens it. You can also rib the peacock herl with the tying thread to accomplish this reinforcement quicker.

This fly works well in olive, and brown to imitate caddis emergers. Use lighter wire and green, maroon, orange, chartruese and red to imitate midges.



Fly tied by Stephen May  
For more information contact  
Grand River Troutfitters  
(519) 787-4359  
[www.grandrivertroutfitters.com](http://www.grandrivertroutfitters.com)